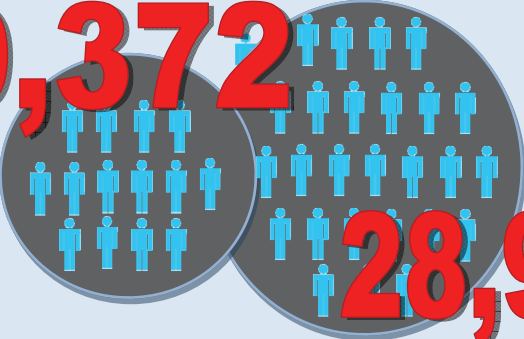


CMWIB Impact Dashboard

FY'2018: (July 1, 2017—June 30, 2018)

Job Seekers Served

9,372

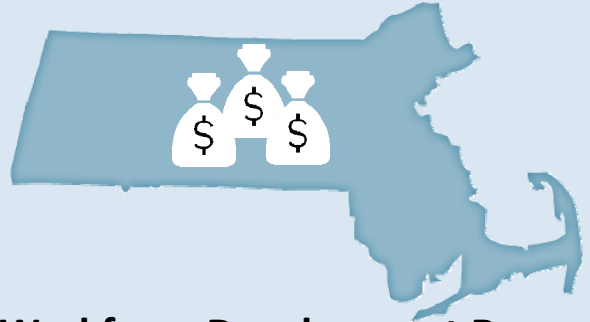


28,964

Job Seeker Visits

Workforce Central Career Center 7/1/17—6/30/18

\$6,848,612



Workforce Development Resources Brought to Central MA

Fiscal Year '18 through the CMWIB

333




Job Seekers Trained

Workforce Central Career Center 7/1/17—6/30/18

1,580



*Confirmed Customer Placements



882

Businesses Served

Workforce Central Career Center 7/1/17—6/30/18



\$24.82

*Average Customer Salary

**Workforce Central Career Center customers that were placed from 7/1/17—6/30/18*

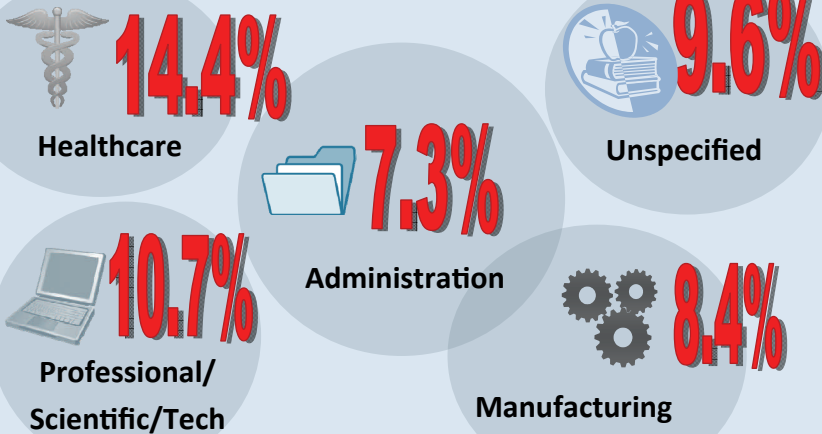


288

Veterans Served

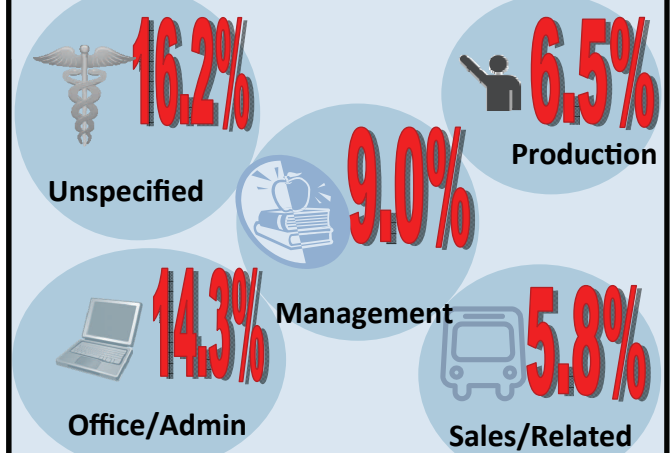
Workforce Central Career Center 7/1/17—6/30/18

Top 5 Specified Job Placement Industries



Workforce Central Career Center 7/1/17—6/30/18.
Top 5 = 52.3% of all job placements

Training Enrollments: Top 5 Occupational Categories



Workforce Central Career Center 7/1/17—6/30/18.
Top 5 = 72.76% of all training enrollments

Youth Served 7/1/17—6/30/18



WIOA

*Connecting Activities

*Total youth taking part in Career Awareness and/or Career Exploration, Career Immersion, College Career Fairs and Information Sessions.

YouthWorks



Total

3,738

Employer Training

7/1/17—6/30/18

Workforce Training Funds Allocated to Central MA Businesses



488,954

Central MA Companies Awarded Workforce Training Fund Grants



6

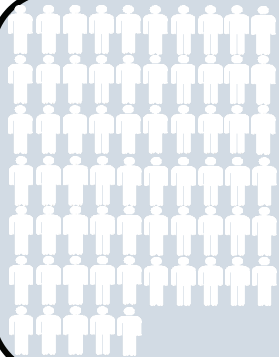
Central MA Workers Trained Through the Workforce Training Fund



317

Worcester Jobs Fund

FY 2017 Report July 1, 2016-June 30, 2017




65 LOW-INCOME INDIVIDUALS
ENROLLED IN JOB TRAINING
ACROSS **4** INDUSTRIES
OF PARTICIPANTS
COMPLETED TRAINING



HIGHLIGHTS FROM ALL TRAINING PROGRAMS INCLUDE:

9

GRADUATES BECAME STATE-REGISTERED APPRENTICES



15

GRADUATES EARNED THEIR CDL LICENSES

THE AVERAGE WAGE OF PROGRAM GRADUATES WAS

\$15.52HR. AND

THE HIGHEST EARNING GRADUATE IS MAKING


\$26.00/HR.



15

GRADUATES EARNED GOOD MANUFACTURING PRACTICES

CERTIFICATES FROM CORNELL UNIVERSITY



995

TOTAL HOURS OF TRAINING



"I was laid off 3 years ago and couldn't find a job. Now I am working and I love going to work everyday."

FISCAL YEAR 2017

RETURN ON INVESTMENT IS 470%!*

FUNDING FROM THE CITY OF WORCESTER: \$117,000

FUNDING FROM MA DEPARTMENT OF TRANSPORTATION: \$100,706

ANTICIPATED CUMULATIVE ANNUAL EARNINGS

OF PROGRAM GRADUATES IS

\$1,025,437**

*BASED ON TOTAL EARNINGS DIVIDED BY TOTAL FUNDING UTILIZED.

**ESTIMATE OF GROSS EARNINGS FOR PROGRAM GRADUATES BASED ON THEIR EMPLOYMENT AS OF SEPTEMBER 2017, NOT INCLUDING ANY OVERTIME.